


CH I: 0.5V

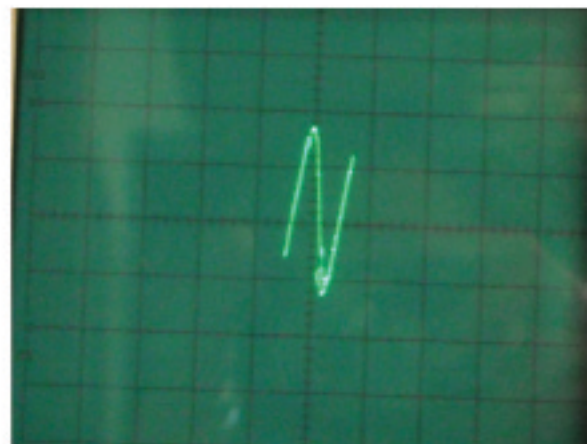
CH II: 20mV



TP1 before feedback

CH I: 0.5V


CH II: 50mV



TP2 before feedback

CH I: 0.5V


CH II: 50mV



TP1 after feedback

CH I: 0.5V

CH II: 50mV



TP2 after feedback